



RECON ATTACHMENTS

MINI SKID STEER LAND LEVELER

OWNER'S OPERATOR SERVICE MANUAL

For additional information, please see us at
www.badboycountry.com



Owners/Operators Manual

Model Number _____

Serial Number _____

Serial Numbers 276963 and Greater
Date Created 05/07/26
Revised Date 05/07/26

Warranty Statement

1. WHAT THIS WARRANTY COVERS, AND FOR HOW LONG:

Bad Boy Mowers, LLC will, at its option, repair or replace without charge, any part covered by the warranty which is found to be defective in material and/or workmanship for one (1) year after the date of sale to the original retail purchaser **unless the product is used for rental purposes, in which case there is no warranty.**

At Bad Boy Mowers, LLC's request, customer will make the defective part available for inspection by Bad Boy Mowers, LLC and/or return the defective part to Bad Boy Mowers, LLC, with **transportation charges prepaid.**

2. WHAT THIS WARRANTY DOES NOT COVER:

- A. This warranty does not cover defects caused by depreciation or damage caused by normal wear, accidents, improper maintenance, improper use or abuse of the product, alterations, or failure to follow the instructions contained in the Owner's Manual for operation and maintenance.
- B. The customer shall pay any charges for making service calls and/or for transporting the implement to and from the place where the inspection and/or warranty work is performed. Bad Boy Mowers, LLC will not be responsible for the pickup and delivery of the implement for warranty purposes.
- C. Normal maintenance services or normal deterioration of exterior finish due to use or exposure.
- D. Replacement of services and items are subject to normal service replacement.

3. HOW TO OBTAIN SERVICE UNDER THIS WARRANTY:

- A. Warranty service can be arranged by contacting the dealer where you purchased the implement or by sending an email to warranty@badboycountry.com. Proof of the date of purchase may be required to verify warranty coverage. Warranty repairs must be completed by an authorized Bad Boy center.
- B. Warranty claims will not be reviewed or paid unless the warranty registration is received by Bad Boy Mowers, LLC within 30 days of the retail purchase date.
- C. Warranty claims requiring parts returned will be settled upon return of parts to Bad Boy for inspection.
- D. All warranty issues must be handled through an authorized service center or dealership.

4. **WARRANTY LIMITATION:**

A. **THERE IS NO OTHER EXPRESS WARRANTY. ANY WARRANTY THAT MAY BE IMPLIED FROM THIS PURCHASE, INCLUDING MERCHANTABILITY AND FITNESS FOR A PARTICULAR PURPOSE IS HEREBY LIMITED TO THE DURATION OF THIS WARRANTY AND TO THE EXTENT PERMITTED BY LAW. ANY AND ALL IMPLIED WARRANTIES ARE EXCLUDED.** Some states do not allow limitations on how long an implied warranty lasts, so the above limitations may not apply to you.

B. **BAD BOY MOWERS, LLC WILL NOT BE LIABLE FOR ANY INCIDENTAL, CONSEQUENTIAL, OR SPECIAL DAMAGES AND/OR EXPENSES IN CONNECTION WITH THE PURCHASE OR USE OF THE IMPLEMENT.** Some states do not allow the exclusion or limitation of incidental or consequential damages, so the above limitation(s) or exclusion(s) may not apply to you.

C. Only the warranty expressed in this limited warranty shall apply and no dealer, distributor, or individual is authorized to amend, modify, or extend this warranty in any way. Accordingly, additional statements such as dealer advertising or presentations, whether oral or written, do not constitute warranties by Bad Boy Mowers, LLC and should not be relied on.

D. This warranty extends only to implement operated under normal conditions and properly serviced and maintained. The warranty expressly does not cover (i) any defects, damage, or deterioration due to normal use, wear and tear, or exposure; (ii) normal maintenance services; (iii) damage or defects arising out of or relating to misuse, neglect, alteration, negligence, or accident; (v) repair or replacement arising from operation of or use of the implement which is not in accordance with operating instructions as specified in the Operator's Manual or other operational instructions provided by Bad Boy Mowers, LLC; (vi) repair or replacement arising as a result of any operation from implement that has been altered or modified so as to, indetermination of Bad Boy Mowers, LLC, adversely affect the operation, performance, or durability of the implement or that has altered, modified, or affected the implement so as to change the intended use of the product; (vii) repair or replacement necessitated by use of parts, accessories, or supplies, including gasoline, oil, or lubricants that are incompatible with the implement or other than as recommended in the Operator's Manual or other operational instructions provided by Bad Boy Mowers, LLC; (viii) repairs or

replacements resulting from parts or accessories which have adversely affected the operation, performance, or durability of the implement; or (ix) damage or defects due to or arising out of repair of implement by person or persons other than an authorized Bad Boy Mowers, LLC service dealer or the installation of parts other than genuine Bad Boy Mowers, LLC recommended parts. **As a condition of this warranty, customer shall have read the Operator's Manual and ensured the implement has been registered within 30 days of purchase.**

- E. This warranty gives you specific legal rights, and you may also have other rights, which vary from state to state.

**BAD BOY MOWERS, LLC
102 INDUSTRIAL DRIVE
BATESVILLE, AR 72501**

WWW.BADBOYCOUNTRY.COM

Technical Support:.....techsupport@badboycountry.com
Warranty:.....warranty@badboycountry.com
Parts:.....partsdept@badboycountry.com

Warranty Registration

Ensure selling dealership has registered the implement within 30 days of purchase to validate warranty. Please record the serial number, date of purchase, and dealership information for your records.

Serial # _____

Date of Purchase _____

Dealer Information _____

Features of Bad Boy V20 Mini Land Leveler include:

- Available Widths: 36", 42", 48", 54"
- Dual ½" x 4" cutting edges for productive operation in forward & reverse.
- Open, low back design for better cutting-edge visibility.
- Flat top for carrying objects around jobsites.
- Optional Scarifier with ½" teeth dig 4.6" deep.
- Less than 1650lb loader operating capacity.
- Mount options: Universal Mini, Bobcat® Mini & ASV® Mini.

Mini Land Leveler Specs

MODEL	CLL36	CLL42	CLL48	CLL54
Overall Width (Inches)	36.0	42.0	48.0	54.0
Approximate Weight(Pounds)	185 ¹	200 ¹	210 ¹	225 ¹
Recommended Loader Capacity	Less than 1650 pounds			

¹Bobcat® & ASV® mounts add approximately 10 pounds to model weight.

Scarifier Specs

MODEL	CSK36	CSK42	CSK48	CSK54
Approximate Weight (Pounds)	39.0	40.0	51.0	51.0

Safety

- Always follow safety information.
- Keep bystanders back 50 feet.
- Always follow all safety and operating instructions of loader.

Mini Land Leveler Labels



5262PP—STANDARD WARNING LABEL



5263PP—PINCH POINT WARNING LABEL

Initial Use

- Check that quick-tach on unit fits onto loader properly. Pins must engage through plates at bottom of quick-tach.
- Read and understand all warning information in this manual before operating this attachment.
- Never exceed the loader rated lift capacity.

Operation

- Check for debris in quick-tach area before each hook-up.
- If equipped, remove pin and clip to allow scarifier to engage below grade. The assembly is designed to engage when back-dragging only. When not in use, secure the scarifier assembly using the pin and clip or remove entirely if desired.

Maintenance

Procedure	Every 50 Hours
Check for loose, worn, or missing parts. Repair or replace as needed.	✓

- Contact your dealer for replacement parts.

Bolt Torque Chart

	GRADE 5		GRADE 8		SHCS*	
SIZE	COARSE	FINE	COARSE	FINE	COARSE	FINE
1/4"	6	7	9	10	10	12
5/16"	13	15	18	20	22	24
3/8"	23	26	33	37	38	43
7/16"	37	41	52	58	61	68
1/2"	57	64	80	90	93	105
9/16"	82	91	115	128	134	150
5/8"	113	128	159	180	179	202
3/4"	200	223	282	315	317	354

*SHCS—Socket Head Cap Screw

Values are lubricated conditions in ft.-lb. and are recommended unless otherwise noted.

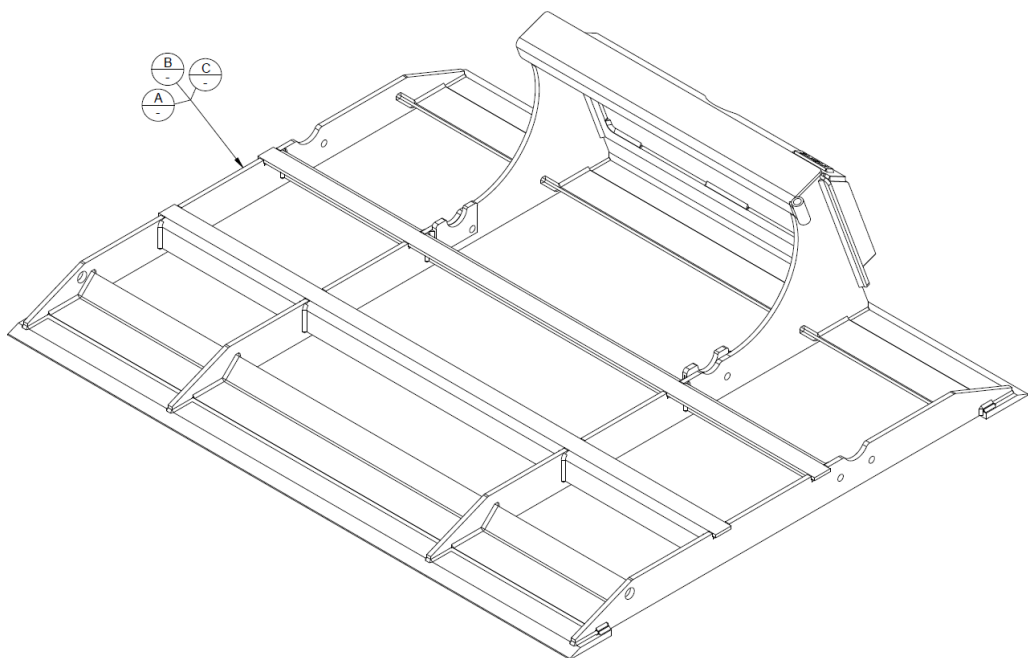
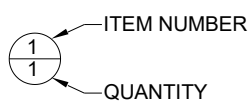
Mini Land Leveler Labels Parts List

ITEM	PART NO.	QTY	DESCRIPTION
1	5263PP	1	PINCH POINT WARNING LABEL
2	5262PP	1	STANDARD WARNING LABEL
A	9390PP	1	36 WIDTH LABEL
A	13157PP	1	42 WIDTH LABEL
A	10259PP	1	48 WIDTH LABEL
A	9391PP	1	54 WIDTH LABEL
7	18333PP	1	BAD BOY SERIAL TAG

A – Only one is needed depending on the configuration.



Land Leveler Assembly



Land Leveler Assembly Parts List

CLL36				
ITEM	PART NO.	QTY	DESCRIPTION	
A	8	16379VW	1	CUL LEVELER WDT MINI
B	12	-	1	CUL LEVELER WDT ASV
C	16	16383VW	1	CUL LEVELER WDT BOBCAT

A,B,C – Only one is needed depending on the configuration.

* This table is model specific.

CLL42				
ITEM	PART NO.	QTY	DESCRIPTION	
A	9	16380VW	1	CUL LEVELER WDT MINI
B	13	-	1	CUL LEVELER WDT ASV
C	17	16384VW	1	CUL LEVELER WDT BOBCAT

A,B,C – Only one is needed depending on the configuration.

* This table is model specific.

CLL48				
ITEM	PART NO.	QTY	DESCRIPTION	
A	10	16381VW	1	CUL LEVELER WDT MINI
B	14	16382VW	1	CUL LEVELER WDT ASV
C	18	16385VW	1	CUL LEVELER WDT BOBCAT

A,B,C – Only one is needed depending on the configuration.

* This table is model specific.

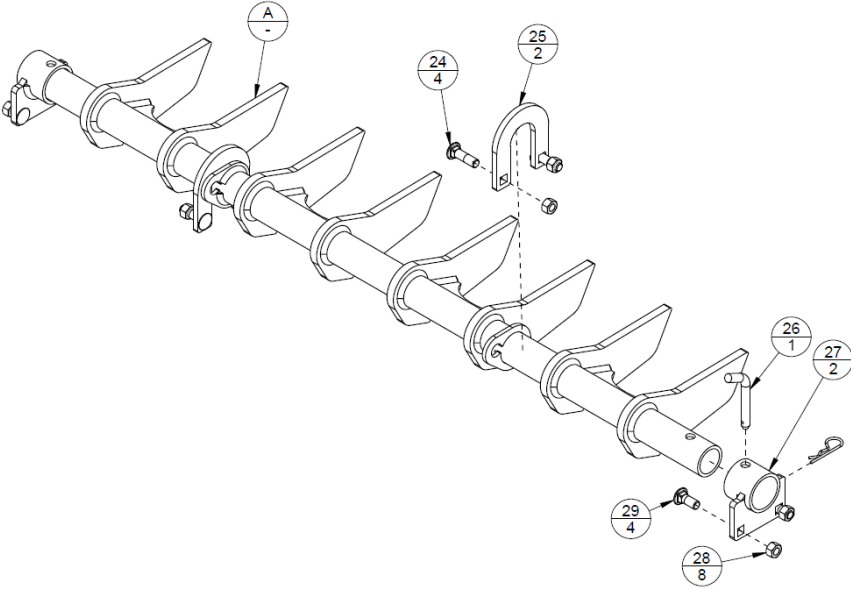
CLL54				
ITEM	PART NO.	QTY	DESCRIPTION	
A	11	16146VW	1	CUL LEVELER WDT MINI
B	15	16148VW	1	CUL LEVELER WDT ASV
C	19	16149VW	1	CUL LEVELER WDT BOBCAT

A,B,C – Only one is needed depending on the configuration.

* This table is model specific.

Land Leveler Scarifier Assembly

ITEM NUMBER
1
1
QUANTITY



Land Leveler Scarifier Assembly Parts List

CLL36			
ITEM	PART NO.	QTY	DESCRIPTION
A 20	CSK36	1	COMPACT SCARIFIER

* This table is model specific.

CLL42			
ITEM	PART NO.	QTY	DESCRIPTION
A 21	CSK42	1	COMPACT SCARIFIER

* This table is model specific.

CLL48			
ITEM	PART NO.	QTY	DESCRIPTION
A 22	CSK48	1	COMPACT SCARIFIER

* This table is model specific.

CLL54			
ITEM	PART NO.	QTY	DESCRIPTION
A 23	CSK54	1	COMPACT SCARIFIER

* This table is model specific.

ITEM	PART NO.	QTY	DESCRIPTION
24	8986PP	4	1/2" -13 X 1 3/4" LG CB
25	16053VP	2	INNER SCARIFIER RETAINER
26	8873PP	1	1/2" X 3" BENT LEG PIN W/ CLIP
27	16050VW	2	OUTER SCARIFIER PIVOT WDT
28	1003PP	8	1/2" -13 REVERSE LOCK NUT
29	7964PP	4	1/2" -13 X 1 1/4" LG CB

